

POLL EMBARGOED UNTIL 1ST AUGUST 2018, 6 AM CST

UltraPoll - Saskatchewan Edition

**Voter Intention Numbers and Leader
Favourability Ratings**

1st August 2018



MAINSTREET RESEARCH



METHODOLOGY

The analysis in this report is based on the result of a survey conducted between July 15th and 17th, 2018 among a sample of 776 adults, 18 years of age or older, living in Saskatchewan. The survey was conducted using automated telephone interviews (Smart IVR). Respondents were interviewed on both landlines and cellular phones.

The sampling frame was derived from both a national telephone directory compiled by Mainstreet Research from various sources and random digit dialing. The part of the survey that dialed from the directory was conducted as a stratified dial of the following regions; Saskatoon, Regina, and the rest of Saskatchewan. In the case of random digit dials, respondents were asked the additional question of what region of the province they resided in.

The survey was conducted by Mainstreet Research and was not sponsored by a third party.

The margin of error for the survey is +/- 3.52% and is accurate 19 times out of 20.

(full methodology appears at the end of this report)

ABOUT MAINSTREET

Differentiated by its large sample sizes, Mainstreet Research has provided accurate snapshots of public opinion, having predicted a majority NDP government in Alberta, and was the only polling firm to correctly predict a Liberal majority government in the 2015 federal election. Mainstreet also accurately predicted the Miami & New York City Mayoral elections in November 2017, and the Alabama special election in 2017. Mainstreet Research is a member of the World Association for Public Opinion Research and meets international and Canadian publication standards.

CONTACT INFORMATION

In Toronto:

Dr. Joseph Angolano, Vice President
joseph@mainstreetresearch.ca

Find us online at:

www.mainstreetresearch.ca
twitter.com/MainStResearch
facebook.com/mainstreetresearch



MAINSTREET RESEARCH

OVER HALF OF SASKATCHEWAN VOTERS WOULD VOTE FOR SASK PARTY IF ELECTION WERE HELD TODAY

1 AUGUST 2018 (OTTAWA, ON) - The governing Saskatchewan Party have a seventeen point lead over the opposition NDP powered by overwhelming support in rural Saskatchewan.

Those are the findings from Mainstreet Research's latest UltraPoll, a conglomeration of ten provincial polls. The poll surveyed 776 Saskatchewan residents between July 15th to 17th. The poll has a margin of error of +/- 3.52% and is accurate 19 times out of 20.

"Saskatchewan right now faces a strong rural-urban divide along political lines", said Joseph Angolano, Vice President of Mainstreet Research. "The Sask Party do have over 50% support and appear to have a commanding lead over the NDP, but that support is being powered by and large by their 37% lead in rural Saskatchewan."

"It is a different story when we look at Saskatoon and Regina", continued Angolano. "The NDP have a six point lead in Ryan Meili's hometown of Saskatoon and the NDP and the Sask Party are virtually tied in Regina."

Among decided and leaning voters, the Sask Party have 52.1% support, while the NDP with Ryan Meili as leader have 35.1%. The Liberals with Tara Jijian at the helm have 5.6% while the Greens led by Shawn Setyo come in with 4%.


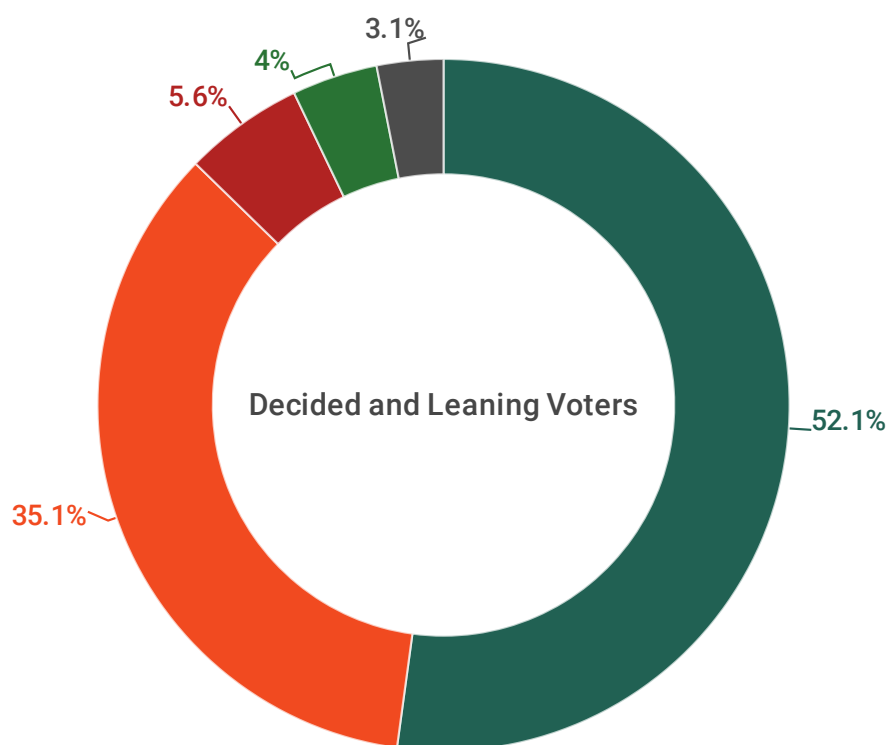
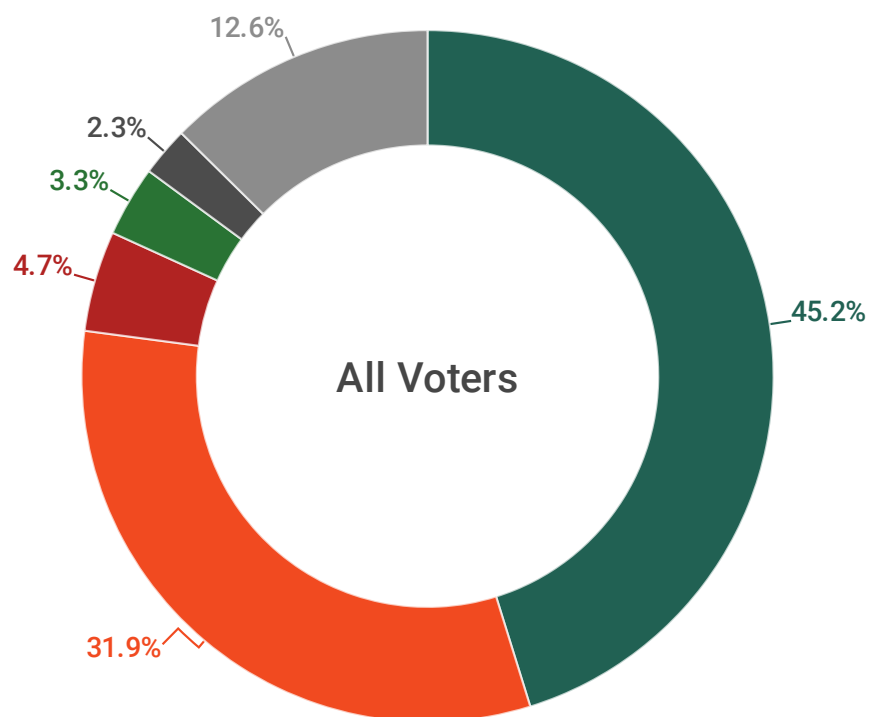
The survey also asked Saskatchewan residents if they had a favourable view of all four party leaders.

"Premier Moe has a very strong net rating of +23.3% indicating that the Sask Party are not suffering any ill effects after the retirement of Brad Wall", continued Angolano. "On the other hand, Ryan Meili has a net favourability rating of -6.7%, but these numbers must be viewed in the context that over half of the respondents said they were not familiar with Meili or were not sure."

-30-

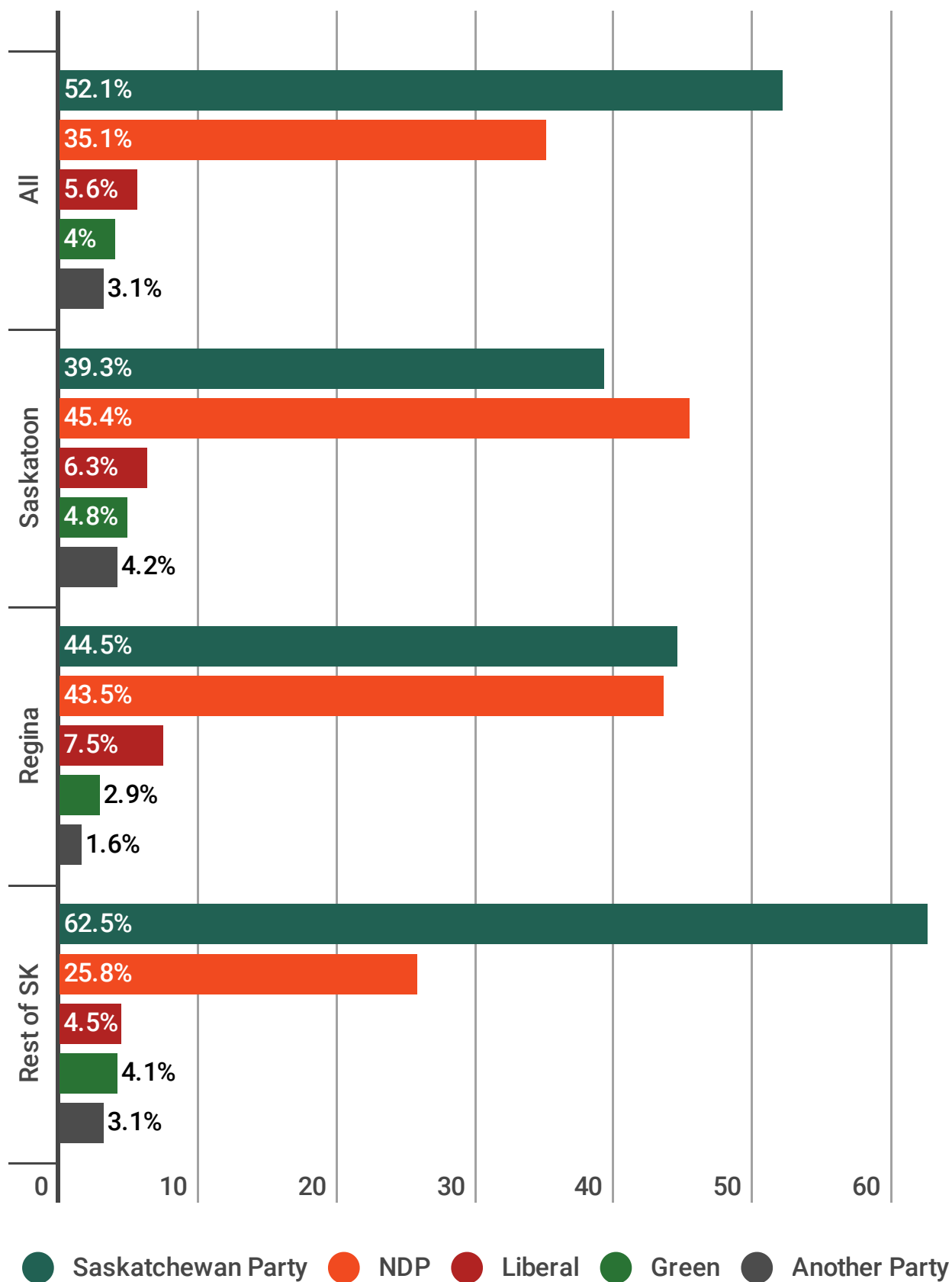
For additional information or to arrange an interview, contact:
Joseph Angolano, 647-894-1552 - joseph@mainstreetresearch.ca

If a provincial election were held today, which party would you vote for?

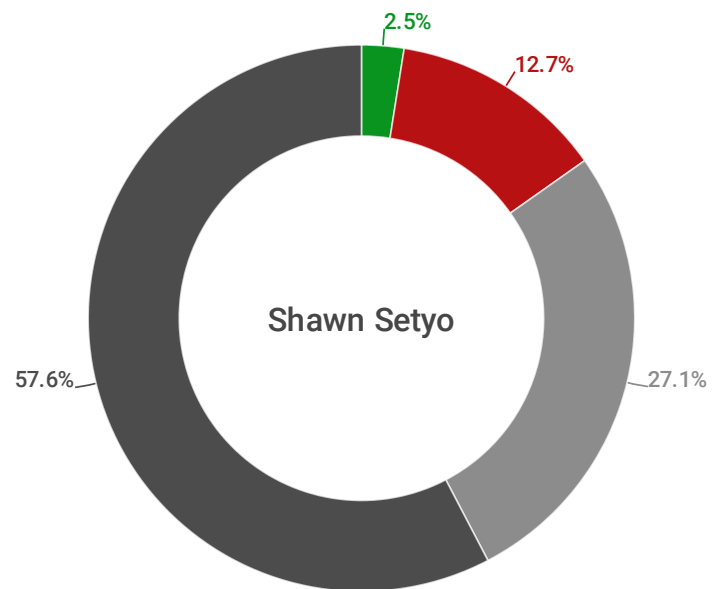
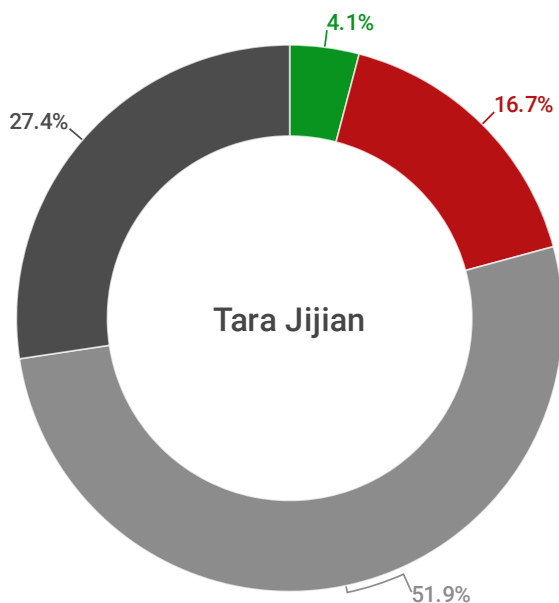
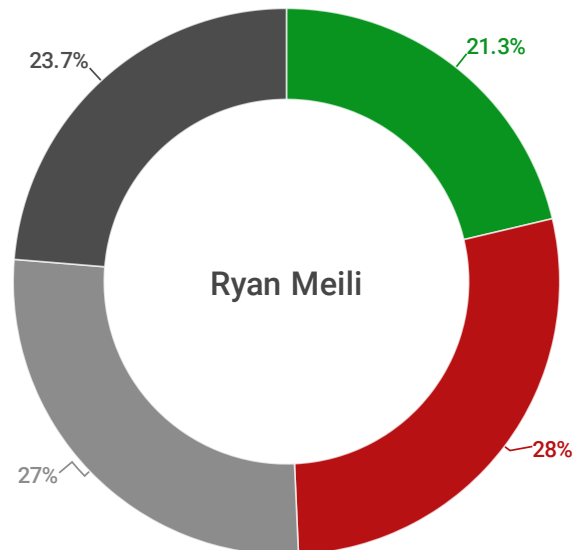
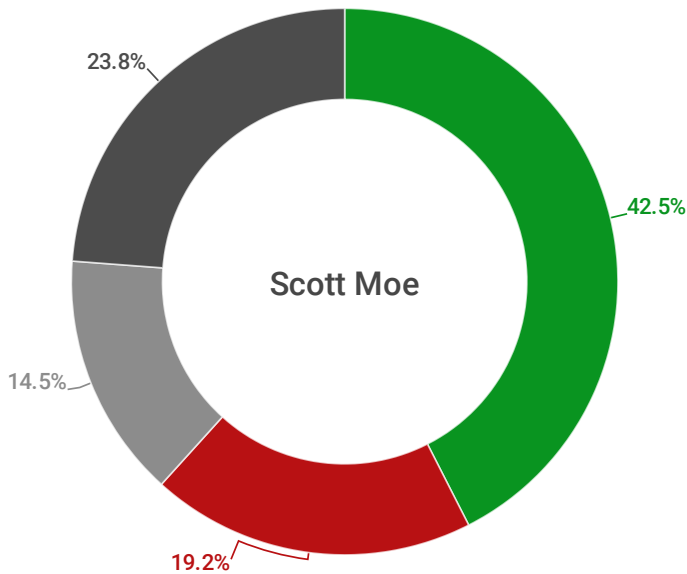


If a provincial election were held today, which party would you vote for?

(decided and leaning voters - geographic breakouts)



Party Leader Favourability Ratings



● Favourable ● Unfavourable ● Not Sure ● Not Familiar

Breakout Tables

If a provincial election were held today, which party would you vote for?
(all voters)

	All	Male	Female	18-34	35-49	50-64	65+	Saskatoon	Regina	Rest of SK
Saskatchewan Party led by Scott Moe	45.2%	50.3%	40%	39.8%	43.7%	50.5%	48.3%	32.4%	40%	54.5%
NDP led by Ryan Meili	31.9%	27.6%	36.3%	31.5%	35.1%	30.1%	31%	40%	39.3%	24.2%
Saskatchewan Liberals led by Tara Jijian	4.7%	5.1%	4.3%	5.3%	3.4%	6.1%	3.3%	5.1%	5.8%	4%
Saskatchewan Greens led by Shawn Setyo	3.3%	3.2%	3.4%	5.6%	2.3%	2.4%	2.1%	3.5%	2%	3.8%
Another Party	2.3%	3.3%	1.4%	2.3%	3.3%	1.8%	1.9%	3.8%	0.9%	2.1%
Undecided	12.6%	10.5%	14.6%	15.5%	12.1%	9.1%	13.4%	15.2%	12.1%	11.4%
Unweighted Frequency	776	462	314	152	177	232	215	186	168	422
Weighted Frequency	776	389	387	237	188	206	145	211	170	395

(leaning voters with true undecided totals)

	All	Male	Female	18-34	35-49	50-64	65+	Saskatoon	Regina	Rest of SK
Saskatchewan Party led by Scott Moe	48.1%	52.5%	43.8%	42.5%	47.4%	51.9%	53.1%	35.6%	41.3%	58.1%
NDP led by Ryan Meili	33.5%	30%	36.9%	33.5%	36.8%	31.6%	31.8%	42.3%	41.6%	25%
Saskatchewan Liberals led by Tara Jijian	5.2%	5.6%	4.8%	5.9%	4.1%	6.4%	3.8%	5.7%	6.9%	4.2%
Saskatchewan Greens led by Shawn Setyo	3.7%	3.5%	3.9%	5.6%	2.8%	3%	2.7%	4.3%	2.6%	3.8%
Another Party	2.8%	3.6%	2.1%	3.6%	3.3%	2.3%	1.9%	3.8%	1.5%	2.9%
Undecided	6.7%	4.8%	8.5%	9%	5.7%	4.9%	6.8%	8.3%	6.1%	6%
Unweighted Frequency	776	462	314	152	177	232	215	186	168	422
Weighted Frequency	776	414	417	254	203	220	155	230	185	416

(decided and leaning voters)

	All	Male	Female	18-34	35-49	50-64	65+	Saskatoon	Regina	Rest of SK
Saskatchewan Party led by Scott Moe	52.1%	55.7%	48.5%	47.2%	50.8%	55.1%	57.7%	39.3%	44.5%	62.5%
NDP led by Ryan Meili	35.1%	30.7%	39.5%	36%	38.4%	32.4%	33.3%	45.4%	43.5%	25.8%
Saskatchewan Liberals led by Tara Jijian	5.6%	6%	5.3%	6.6%	4.4%	6.9%	4%	6.3%	7.5%	4.5%
Saskatchewan Greens led by Shawn Setyo	4%	3.7%	4.3%	6.2%	3%	3.2%	3%	4.8%	2.9%	4.1%
Another Party	3.1%	3.9%	2.3%	4%	3.5%	2.4%	2%	4.2%	1.6%	3.1%
Unweighted Frequency	726	438	288	139	167	220	200	172	159	395
Weighted Frequency	726	384	387	236	188	204	144	213	171	386

Do you have a favourable or unfavourable opinion of Scott Moe?

	Total	Male	Female	18-34	35-49	50-64	65+	Saskatoon	Regina	Rest of Saskatchewan
Favourable	42.5%	46.6%	38.4%	34.4%	38.1%	50.6%	50.1%	33.9%	38.4%	48.9%
Unfavourable	19.2%	19.2%	19.1%	18.4%	21.6%	19.1%	17.5%	20.9%	25.1%	15.7%
Not Sure	14.5%	15.2%	13.8%	21.1%	14%	10.6%	9.9%	16.3%	13.6%	13.9%
Not Familiar with Scott Moe	23.8%	19%	28.7%	26.1%	26.3%	19.7%	22.5%	29%	22.9%	21.4%
Unweighted Frequency	776	462	314	152	177	232	215	186	168	422
Weighted Frequency	776	414	417	254	203	220	155	230	185	416

Do you have a favourable or unfavourable opinion of Ryan Meili?

	Total	Male	Female	18-34	35-49	50-64	65+	Saskatoon	Regina	Rest of Saskatchewan
Favourable	21.3%	21%	21.6%	21.7%	19.9%	24.4%	18%	31.3%	25.3%	14.2%
Unfavourable	28%	35.5%	20.4%	26.2%	24.3%	30.1%	32.8%	25%	29.9%	28.8%
Not Sure	27%	22.9%	31.1%	29.7%	31.2%	22.4%	23.6%	24.9%	19.7%	31.2%
Not Familiar with Ryan Meili	23.7%	20.6%	26.9%	22.4%	24.6%	23.1%	25.7%	18.8%	25%	25.8%
Unweighted Frequency	776	462	314	152	177	232	215	186	168	422
Weighted Frequency	776	414	417	254	203	220	155	230	185	416

Do you have a favourable or unfavourable opinion of Tara Jijian?

	Total	Male	Female	18-34	35-49	50-64	65+	Saskatoon	Regina	Rest of Saskatchewan
Favourable	4.1%	4.8%	3.4%	6%	2.1%	5.3%	2.1%	5.5%	5.4%	2.8%
Unfavourable	16.7%	19.1%	14.2%	16.4%	15.8%	18.7%	15.1%	12%	22%	16.9%
Not Sure	51.9%	49.9%	53.9%	49.4%	56.3%	48.8%	54.5%	50.3%	47.6%	54.5%
Not Familiar with Tara Jijian	27.4%	26.2%	28.5%	28.2%	25.8%	27.1%	28.3%	32.3%	25%	25.8%
Unweighted Frequency	776	462	314	152	177	232	215	186	168	422
Weighted Frequency	776	414	417	254	203	220	155	230	185	416

Do you have a favourable or unfavourable opinion of Shawn Setyo?

	Total	Male	Female	18-34	35-49	50-64	65+	Saskatoon	Regina	Rest of Saskatchewan
Favourable	2.5%	2.2%	2.9%	4.3%	1.2%	2.4%	1.5%	2%	4.6%	1.9%
Unfavourable	12.7%	16.6%	8.9%	12.5%	11.1%	14.1%	13.3%	10.4%	15.3%	12.9%
Not Sure	27.1%	26.2%	28%	29.2%	26.3%	27.5%	24.1%	33.9%	24.2%	24.7%
Not Familiar with Shawn Setyo	57.6%	55.1%	60.1%	53.9%	61.3%	56%	61.1%	53.6%	55.9%	60.5%
Unweighted Frequency	776	462	314	152	177	232	215	186	168	422
Weighted Frequency	776	414	417	254	203	220	155	230	185	416

Full Questionnaire

If a provincial election were held today, which party would you vote for?

(first four responses randomized)

Saskatchewan Party led by Scott Moe
Saskatchewan New Democratic Party
led by Ryan Meili

Saskatchewan Liberal Party led by
Tara Jijian

Green Party of Saskatchewan led by
Shawn Setyo
Another Party
Undecided

And which party are you leaning towards? (only asked of respondents who were undecided in previous question)

Saskatchewan Party led by Scott Moe
Saskatchewan New Democratic Party
led by Ryan Meili

Saskatchewan Liberal Party led by
Tara Jijian

Green Party of Saskatchewan led by
Shawn Setyo
Another Party
Undecided

(order of the following four responses were randomized)

Do you have a favourable or unfavourable opinion of Scott Moe?

Favourable opinion
Unfavourable opinion
Not sure
Not familiar with Scott Moe

Do you have a favourable or unfavourable opinion of Ryan Meili?

Favourable opinion
Unfavourable opinion
Not sure
Not familiar with Ryan Meili

Do you have a favourable or unfavourable opinion of Tara Jijian?

Favourable opinion
Unfavourable opinion
Not sure
Not familiar with Tara Jijian

Do you have a favourable or unfavourable opinion of Shawn Setyo?

Favourable opinion
Unfavourable opinion
Not sure
Not familiar with Shawn Setyo

What is your gender?

Male
Female

What is your age group?

18 to 34 years of age
35 to 49 years of age
50 to 64 years of age
65 years of age or older

Methodology

The analysis in this report is based on results of a survey conducted between July 15th, 2018 and July 17th, 2018, among a sample of 776 adults, 18 years of age or older, living in the province of Saskatchewan. The survey was conducted using Interactive Voice Recording. Respondents were interviewed on both landlines and cellular phones. The survey is intended to represent the voting population of Saskatchewan.

The survey was conducted by Mainstreet Research and has not been sponsored by any third-party organization.

The sampling frame was derived from both a national telephone directory compiled by Mainstreet Research from various sources and random digit dialing. The survey that dialed from the directory was conducted as a stratified dial of Saskatoon, Regina, and the rest of Saskatchewan. In the case of random digit dials, respondents were asked the additional question of what region of the country they resided in. In each case, respondents were dialed at random.

At least two attempts were made to complete an interview at every sampled telephone number. In the case of the first survey, the calls were staggered over times of day and two days to maximize the chances of making contact with a potential respondent. In the case of random digit dials, respondents were asked the additional question of what region of the province they resided in. In both cases, respondents were dialed at random.

The questionnaire used in this survey is available in this report and online at www.mainstreetresearch.ca. Questions are asked as they appear in the release document. If a question is asked of a subset of the sample a descriptive note is added in parenthesis preceding the question.

The sample of the survey was weighted by population parameters from the Canada 2016 Census for adults 18 years of age or older in Canada. The population parameters used for weighting are age, gender, and region.

The margin of error for the first poll is +/- 3.52% at the 95% confidence level. Margins of error are higher in each subsample.

The margins of error for each subsample is as following: Males: +/- 4.4%, Females: +/- 4.53%, 18-34 age group: +/- 8.66%, 35-49 age group: +/- 7.95%, 50-64 age group: +/- 5.9%, 65+ age group: +/- 4.85%, Saskatoon: +/- 5.99%, Regina: +/- 6.42%, Rest of Saskatchewan: +/- 4.55%.

Totals may not add up 100% due to rounding.

In addition to sampling error, one should bear in mind that the wording of questions and practical difficulties in conducting surveys can introduce error or bias into the findings of opinion polls. Moreover, all sample surveys and polls may be subject to other sources of error, including, but not limited to coverage error, and measurement error.