

2019 Girls ESD Tournament

Bracket Participants

	Aberdeen Central	Brandon Valley	Brookings	Harrisburg	Huron	Mitchell	Pierre	Watertown	Yankton	
Fight 1 Singles	Olivia Goetz	ABC Tanna Lehfeldt	BV Skylor Ness	BRO Emma Rangel	HAR Kayla Harvey	HUR Kelsey Dahme	MIT Kara Weiss	PIE Megan Fannin	WAT Josie Krajewski	YAN
Fight 2 Singles	Mirra Frohling	ABC Annabelle Schultz	BV Lynn Foster	BRO Grace Starr	HAR Audrey Rubish	HUR Atlanta Stahle	MIT Carissa Ott	PIE Megan Hauger	WAT Maggie Schaefer	YAN
Fight 3 Singles	Yufeng Peng	ABC Michaela Jerke	BV Tristina Ting	BRO Emily Hanson	HAR Abigail Thomas	HUR Olivia Huber	MIT Jocelyn Corrales	PIE Raeanna Zink	WAT Olivia Tennant	YAN
Fight 4 Singles	Emily Ringgenberg	ABC Addy Jackson	BV Paige Foster	BRO Hattie Meyer	HAR Beth Engelhart	HUR Kiersten Bathke	MIT Rose Gunderson	PIE Sadie Moran	WAT Maddie Binder	YAN
Fight 5 Singles	Jennifer Appl	ABC Marie Pelletier	BV Ainsley Shelsta	BRO Paige Miller	HAR AnneClaire Rubish	HUR Amber Moller	MIT Carlin Ott	PIE Josie Heyn	WAT Stacia Sherman	YAN
Fight 6 Singles	Megan Thone	ABC Tashlynn Badger	BV Isha Hooda	BRO Maddie Grabow	HAR Bianca Medina	HUR Ashley Jones	MIT Gracie Zeeb	PIE Allison Rokusek	WAT Peyton Tramp	YAN
Fight 1 Doubles	Goetz/Frohling	ABC Schultz/Lehfeldt	BV L.Foster/Ness	BRO Starr/Meyer	HAR Rubish/Harvey	HUR Dahme/Stahle	MIT C.Ott/Gunderson	PIE Fannin/Hauger	WAT Krajewski/Tennant	YAN
Fight 2 Doubles	Appl/Thone	ABC Jackson/Pelletier	BV P.Foster/Ting	BRO Hanson/Rangel	HAR Thomas/Engelhart	HUR Moller/Huber	MIT Weiss/Tedrow	PIE R.Zink/Moran	WAT Schaefer/Sherman	YAN
Fight 3 Doubles	Vogel/Ringgenberg	ABC Jerke/Badger	BV Shelsta/Hooda	BRO Grabow/Miller	HAR Rubish/Medina	HUR Mastel/Bathke	MIT C.Ott/Corrales	PIE E.Zink/Heyn	WAT Binder/Tramp	YAN

2019 Girls ESD Tournament

Team Scores

Aberdeen C	Brandon	Brookings	Harrisburg	Huron	Mitchell	Pierre	Watertown	Yankton
186.5	351.5	0	109	20	162	12.5	265.5	179.5

Match Scores

	Court #	Status	Match #	A		vs	B		Score	Format	Time Finished		
8:00	1	done	F1 1 1	Skylor Ness	BRO	vs	Kara Weiss	PIE	a	Skylor Ness	10-2	10-Game	Play-in
	2	done	F2 1 2	Carissa Ott	PIE	vs	Lynn Foster	BRO	a	Carissa Ott	10-3	10-Game	Play-in
	3	done	F3 1 3	Tristina Ting	BRO	vs	Yufeng Peng	ABC	b	Yufeng Peng	10-3	10-Game	Play-in
	4	done	F1 2 7	Megan Fannin	WAT	vs	Olivia Goetz	ABC	a	Megan Fannin	10-3	10-Game	
	5	done	F1 3 8	Josie Krajewski	YAN	vs	Kayla Harvey	HUR	a	Josie Krajewski	10-0	10-Game	
	6	done	F2 2 9	Maggie Schaefer	YAN	vs	Audrey Rubish	HUR	a	Maggie Schaefer	10-2	10-Game	
	7	done	F2 3 10	Annabelle Schultz	BV	vs	Grace Starr	HAR	a	Annabelle Schultz	10-8	10-Game	
	8	done	F3 2 11	Olivia Huber	MIT	vs	Abigail Thomas	HUR	a	Olivia Huber	10-2	10-Game	
9:15	1	done	F3 3 12	Raeanna Zink	WAT	vs	Jocelyn Corrales	PIE	a	Raeanna Zink	10-1	10-Game	
	3	done	F1 4 19	Tanna Lehfeldt	BV	vs	Skylor Ness	BRO	a	Tanna Lehfeldt	10-1	10-Game	
	5	done	F1 5 20	Kelsey Dahme	MIT	vs	Emma Rangel	HAR	b	Emma Rangel	10-8	10-Game	
	6	done	F2 4 21	Megan Hauger	WAT	vs	Carissa Ott	PIE	a	Megan Hauger	10-1	10-Game	
	8	done	F2 5 22	Atlanta Stahle	MIT	vs	Mirra Frohling	ABC	a	Atlanta Stahle	10-4	10-Game	
	7	done	F3 4 23	Michaela Jerke	BV	vs	Yufeng Peng	ABC	a	Michaela Jerke	10-6	10-Game	
	2	done	F3 5 24	Emily Hanson	HAR	vs	Olivia Tennant	YAN	b	Olivia Tennant	10-6	10-Game	
	4	done	F1 6 31	Kayla Harvey	HUR	vs	Olivia Goetz	ABC	b	Olivia Goetz	10-1	8-Game	
10:30	8	done	F2 6 32	Grace Starr	HAR	vs	Audrey Rubish	HUR	b	Audrey Rubish	8-3	8-Game	
	4	done	F3 6 33	Jocelyn Corrales	PIE	vs	Abigail Thomas	HUR	a	Jocelyn Corrales	8-4	10-Game	
	3	done	F1 7 37	Kelsey Dahme	MIT	vs	Skylor Ness	BRO	a	Kelsey Dahme	8-0	8-Game	
	2	done	F1 8 38	Tanna Lehfeldt	BV	vs	Emma Rangel	HAR	a	Tanna Lehfeldt	10-3	10-Game	9:58
	1	done	F1 9 39	Megan Fannin	WAT	vs	Josie Krajewski	YAN	a	Megan Fannin	10-7	10-Game	9:58
	5	done	F2 7 40	Mirra Frohling	ABC	vs	Carissa Ott	PIE	a	Mirra Frohling	8-3	8-Game	
	6	done	F2 8 41	Megan Hauger	WAT	vs	Atlanta Stahle	MIT	a	Megan Hauger	10-0	10-Game	
	7	done	F2 9 42	Maggie Schaefer	YAN	vs	Annabelle Schultz	BV	a	Maggie Schaefer	10-5	8-Game	
11:45	2	done	F3 7 43	Emily Hanson	HAR	vs	Yufeng Peng	ABC	a	Emily Hanson	8-3	8-Game	
	3	done	F3 8 44	Michaela Jerke	BV	vs	Olivia Tennant	YAN	a	Michaela Jerke	10-4	10-Game	
	1	done	F3 9 45	Olivia Huber	MIT	vs	Raeanna Zink	WAT	b	Raeanna Zink	10-3	10-Game	
	4	done	F1 10 55	Kelsey Dahme	MIT	vs	Olivia Goetz	ABC	a	Kelsey Dahme	8-1	8-Game	
	6	done	F1 11 56	Emma Rangel	HAR	vs	Josie Krajewski	YAN	b	Josie Krajewski	8-5	8-Game	
	5	done	F1 12 57	Tanna Lehfeldt	BV	vs	Megan Fannin	WAT	a	Tanna Lehfeldt	10-3	10-Game	
	3	done	F2 10 58	Mirra Frohling	ABC	vs	Audrey Rubish	HUR	a	Mirra Frohling	8-6	8-Game	
	7	done	F2 11 59	Atlanta Stahle	MIT	vs	Annabelle Schultz	BV	b	Annabelle Schultz	8-5	8-Game	
	8	done	F2 12 60	Megan Hauger	WAT	vs	Maggie Schaefer	YAN	a	Megan Hauger	10-6	10-Game	
	1	done	F3 10 61	Emily Hanson	HAR	vs	Jocelyn Corrales	PIE	a	Emily Hanson	9-7	8-Game	
	2	done	F3 11 62	Olivia Tennant	YAN	vs	Olivia Huber	MIT	a	Olivia Tennant	8-6	8-Game	
	4	done	F3 12 63	Michaela Jerke	BV	vs	Raeanna Zink	WAT	b	Raeanna Zink	11-9	10-Game	
1:30	1	done	F1D 1 73	C.Ott/Gunderson	PIE	vs	L.Foster/Ness	BRO	a	C.Ott/Gunderson	11-10 (7-2)	10-Game	Play-In
	8	done	F2D 1 74	Appl/Thone	ABC	vs	R.Zink/Moran	WAT	a	Appl/Thone	11-10 (7-4)	10-Game	Play-In
	MP	done	F3D 1 75	Shelsta/Hooda	BRO	vs	Binder/Tramp	YAN	B	Binder/Tramp	10-5	10-Game	Play-In
	5	done	F1D 2 76	Goetz/Frohling	ABC	vs	Starr/Meyer	HAR	a	Goetz/Frohling	10-6	10-Game	
	3	done	F1D 3 77	Krajewski/Tennant	YAN	vs	Dahme/Stahle	MIT	b	Dahme/Stahle	10-5	10-Game	
	6	done	F2D 2 78	Hanson/Rangel	HAR	vs	P.Foster/Ting	BRO	a	Hanson/Rangel	10-1	10-Game	
	7	done	F2D 3 79	Schaefer/Sherman	YAN	vs	Thomas/Engelhart	HUR	a	Schaefer/Sherman	10-1	10-Game	
	8	done	F3D 2 80	Mastel/Bathke	MIT	vs	Rubish/Medina	HUR	a	Mastel/Bathke	10-2	10-Game	
2:45	3	done	F3D 3 81	E.Zink/Heyn	WAT	vs	Grabow/Miller	HAR	b	Grabow/Miller	10-8	10-Game	
	1	done	F1D 4 82	Fannin/Hauger	WAT	vs	C.Ott/Gunderson	PIE	a	Fannin/Hauger	10-0	10-Game	
	2	done	F1D 5 83	Schultz/Lehfeldt	BV	vs	Rubish/Harvey	HUR	a	Schultz/Lehfeldt	10-7	10-Game	
	8	done	F2D 4 84	Jackson/Pelletier	BV	vs	Appl/Thone	ABC	a	Jackson/Pelletier	11-9	10-Game	
	4	done	F2D 5 85	Moller/Huber	MIT	vs	Weiss/Tedrow	PIE	a	Moller/Huber	10-4	10-Game	
	7	done	F3D 4 86	Jerke/Badger	BV	vs	Binder/Tramp	YAN	a	Jerke/Badger	10-6	10-Game	
	5	done	F3D 5 87	Vogel/Ringgenberg	ABC	vs	C.Ott/Corrales	PIE	a	Vogel/Ringgenberg	10-5	10-Game	
	6	done	F1D 6 88	Krajewski/Tennant	YAN	vs	Starr/Meyer	HAR	a	Krajewski/Tennant	8-3	8-Game	
4:00	4	done	F1D 7 89	Rubish/Harvey	HUR	vs	C.Ott/Gunderson	PIE	a	Rubish/Harvey	8-2	8-Game	
	8	done	F1D 8 90	Fannin/Hauger	WAT	vs	Schultz/Lehfeldt	BV	b	Schultz/Lehfeldt	10-4	10-Game	
	1	done	F1D 9 91	Goetz/Frohling	ABC	vs	Dahme/Stahle	MIT	a	Goetz/Frohling	10-6	10-Game	
	2	done	F2D 6 92	Thomas/Engelhart	HUR	vs	P.Foster/Ting	BRO	a	Thomas/Engelhart	8-4	8-Game	
	3	done	F2D 7 93	Weiss/Tedrow	PIE	vs	Appl/Thone	ABC	b	Appl/Thone	9-8 (7-2)	8-Game	
	4	done	F2D 8 94	Jackson/Pelletier	BV	vs	Moller/Huber	MIT	a	Jackson/Pelletier	10-7	10-Game	
	8	done	F2D 9 95	Hanson/Rangel	HAR	vs	Schaefer/Sherman	YAN	a	Hanson/Rangel	10-4	10-Game	
	3	done	F3D 6 96	E.Zink/Heyn	WAT	vs	Rubish/Medina	HUR	a	E.Zink/Heyn	8-0	8-Game	
5:15	3	done	F3D 7 97	C.Ott/Corrales	PIE	vs	Binder/Tramp	YAN	a	C.Ott/Corrales	8-4	8-Game	
	5	done	F3D 8 98	Jerke/Badger	BV	vs	Vogel/Ringgenberg	ABC	a	Jerke/Badger	10-7	10-Game	
	2	done	F3D 9 99	Mastel/Bathke	MIT	vs	Grabow/Miller	HAR	a	Mastel/Bathke	10-2	10-Game	
	4	done	F1D 10 100	Rubish/Harvey	HUR	vs	Krajewski/Tennant	YAN	b	Krajewski/Tennant	8-4	8-Game	5th
	1	done	F1D 11 101	Fannin/Hauger	WAT	vs	Dahme/Stahle	MIT	a	Fannin/Hauger	8-2	8-Game	3rd
	6	done	F1D 12 102	Schultz/Lehfeldt	BV	vs	Goetz/Frohling	ABC	b	Goetz/Frohling	10-3	10-Game	Champ
	7	done	F2D 10 103	Appl/Thone	ABC	vs	Thomas/Engelhart	HUR	a	Appl/Thone	8-1	8-Game	5th
	8	done	F2D 11 104	Moller/Huber	MIT	vs	Schaefer/Sherman	YAN	b	Schaefer/Sherman	8-6	8-Game	3rd

2019 Girls ESD Tournament

Team Scores

Aberdeen C	Brandon	Brookings	Harrisburg	Huron	Mitchell	Pierre	Watertown	Yankton
186.5	351.5	0	109	20	162	12.5	265.5	179.5

Match Scores

Court #	Status	Match #		A		vs	B		Score	Format	Time Finished				
5	done	F2D	12	105	Jackson/Pelletier	BV	vs	Hanson/Rangel	HAR	b	Hanson/Rangel	10-5	10-Game	Champ	
3	done	F3D	10	106	C. Ott/Corrales	PIE	vs	E. Zink/Heyn	WAT	b	E. Zink/Heyn	8-2	8-Game	5th	
2	done	F3D	11	107	Vogel/Ringgenberg	ABC	vs	Grabow/Miller	HAR	a	Vogel/Ringgenberg	8-6	8-Game	3rd	
5	done	F3D	12	108	Jerke/Badger	BV	vs	Mastel/Bathke	MIT	b	Mastel/Bathke	10-3	10-Game	Champ	

2019 Girls ESD Tournament

Team Scores


Aberdeen C	Brandon	Brookings	Harrisburg		Huron		Mitchell	Pierre	Watertown	Yankton
186.5	351.5	0	109		20		162	12.5	265.5	179.5

Match Scores

Time	Court #	Status	Match #		A		vs	B		Score	Format				
			1	2	Player	Team		Player	Team						
8:00	1	done	F4	1	1	Paige Foster	BRO	vs	Rose Gunderson	PIE	B	Rose Gunderson	10-7	10-Game	Play-in
	2	done	F5	1	2	Ainsley Shelsta	BRO	vs	AnneClaire Rubish	HUR	B	AnneClaire Rubish	10-3	10-Game	Play-in
	3	done	F6	1	3	Isha Hooda	BRO	vs	Peyton Tramp	YAN	B	Peyton Tramp	10-3	10-Game	Play-in
	4	done	F4	2	4	Sadie Moran	WAT	vs	Kiersten Bathke	MIT	A	Sadie Moran	10-8	10-Game	
	5	done	F4	3	5	Beth Engelhart	HUR	vs	Maddie Binder	YAN	B	Maddie Binder	10-2	10-Game	
	6	done	F5	2	6	Marie Pelletier	BV	vs	Paige Miller	HAR	A	Marie Pelletier	10-4	10-Game	
	7	done	F5	3	7	Caitlin Ott	PIE	vs	Jennifer Appl	ABC	B	Jennifer Appl	10-4	10-Game	
	8	done	F6	2	8	Allison Rokusek	WAT	vs	Bianca Medina	HUR	A	Allison Rokusek	10-1	10-Game	
9:15	5	done	F6	3	9	Gracie Zeeb	PIE	vs	Tashlynn Badger	BV	B	Tashlynn Badger	10-1	10-Game	
	5	done	F4	4	10	Addy Jackson	BV	vs	Rose Gunderson	PIE	A	Addy Jackson	10-1	10-Game	
	3	done	F4	5	11	Emily Ringgenberg	ABC	vs	Hattie Meyer	HAR	A	Emily Ringgenberg	10-1	10-Game	
	2	done	F5	4	12	Josie Heyn	WAT	vs	AnneClaire Rubish	HUR	A	Josie Heyn	10-2	10-Game	
	6	done	F5	5	13	Amber Moller	MIT	vs	Stacia Sherman	YAN	B	Stacia Sherman	10-3	10-Game	
	8	done	F6	4	14	Ashley Jones	MIT	vs	Peyton Tramp	YAN	A	Ashley Jones	10-7	10-Game	
	7	done	F6	5	15	Maddie Grabow	HAR	vs	Megan Thone	ABC	B	Megan Thone	10-3	10-Game	
	5	done	F4	6	16	Rose Gunderson	PIE	vs	Hattie Meyer	HAR	B	Hattie Meyer	8-1	8-Game	
	3	done	F4	7	17	Kiersten Bathke	MIT	vs	Beth Engelhart	HUR	A	Kiersten Bathke	8-3	8-Game	
	3	done	F4	8	18	Addy Jackson	BV	vs	Emily Ringgenberg	ABC	A	Addy Jackson	10-1	10-Game	
	2	done	F4	9	19	Sadie Moran	WAT	vs	Maddie Binder	YAN	A	Sadie Moran	11-9	10-Game	
	1	done	F5	6	20	Caitlin Ott	PIE	vs	Paige Miller	HAR	A	Caitlin Ott	8-3	8-Game	
	7	done	F5	7	21	AnneClaire Rubish	HUR	vs	Amber Moller	MIT	B	Amber Moller	8-3	8-Game	
	1	done	F5	8	22	Josie Heyn	WAT	vs	Stacia Sherman	YAN	A	Josie Heyn	10-4	10-Game	
	4	done	F5	9	23	Marie Pelletier	BV	vs	Jennifer Appl	ABC	A	Marie Pelletier	10-6	10-Game	
	6	done	F6	6	24	Gracie Zeeb	PIE	vs	Bianca Medina	HUR	B	Bianca Medina	8-6	8-Game	
	7	done	F6	7	25	Maddie Grabow	HAR	vs	Peyton Tramp	YAN	B	Peyton Tramp	8-2	8-Game	
	4	done	F6	8	26	Ashley Jones	MIT	vs	Megan Thone	ABC	B	Megan Thone	10-3	10-Game	
	8	done	F6	9	27	Allison Rokusek	WAT	vs	Tashlynn Badger	BV	B	Tashlynn Badger	10-5	10-Game	
	1	done	F4	10	28	Hattie Meyer	HAR	vs	Kiersten Bathke	MIT	B	Kiersten Bathke	8-6	8-Game	
	4	done	F4	11	29	Emily Ringgenberg	ABC	vs	Maddie Binder	YAN	B	Maddie Binder	8-6	8-Game	
	2	done	F4	12	30	Addy Jackson	BV	vs	Sadie Moran	WAT	A	Addy Jackson	10-6	10-Game	
	5	done	F5	10	31	Amber Moller	MIT	vs	Caitlin Ott	PIE	A	Amber Moller	8-2	8-Game	
	6	done	F5	11	32	Stacia Sherman	YAN	vs	Jennifer Appl	ABC	B	Jennifer Appl	8-4	8-Game	
	3	done	F5	12	33	Josie Heyn	WAT	vs	Marie Pelletier	BV	B	Marie Pelletier	10-5	10-Game	
	7	done	F6	10	34	Peyton Tramp	YAN	vs	Bianca Medina	HUR	A	Peyton Tramp	8-3	8-Game	
	5	done	F6	11	35	Ashley Jones	MIT	vs	Allison Rokusek	WAT	B	Allison Rokusek	8-4	8-Game	
	3	done	F6	12	36	Megan Thone	ABC	vs	Tashlynn Badger	BV	A	Megan Thone	11-9	10-Game	

2019 Girls ESD Tournament

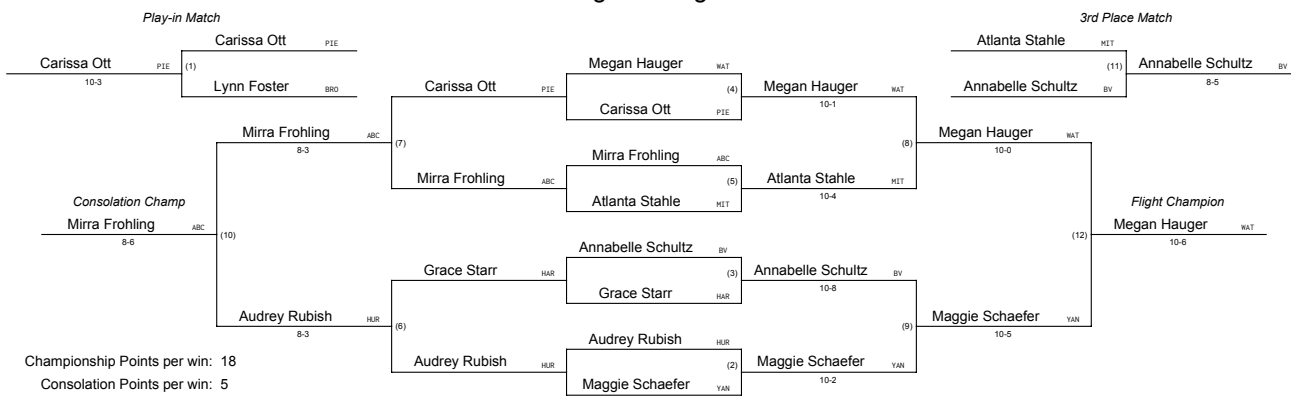
Flight 1 Singles



- Championship Points per win: 20
- Consolation Points per win: 5.5
- Third Place match win: 11
- 2nd Place finisher: 4

2019 Girls ESD Tournament


Flight 2 Singles



- Championship Points per win: 18
- Consolation Points per win: 5
- Third Place match win: 10
- 2nd Place finisher: 3.5

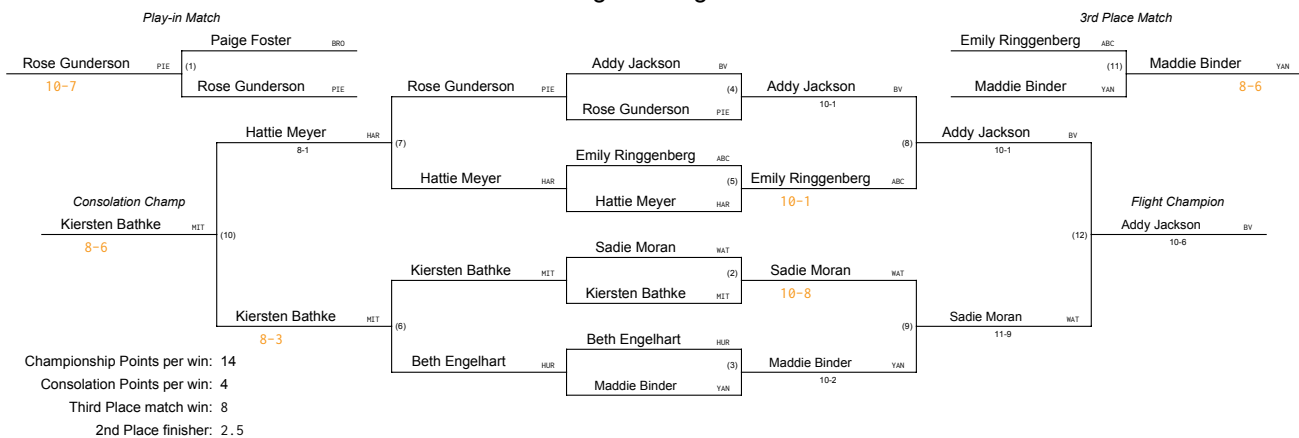
2019 Girls ESD Tournament

Flight 3 Singles




2019 Girls ESD Tournament

Flight 4 Singles




2019 Girls ESD Tournament

Flight 5 Singles



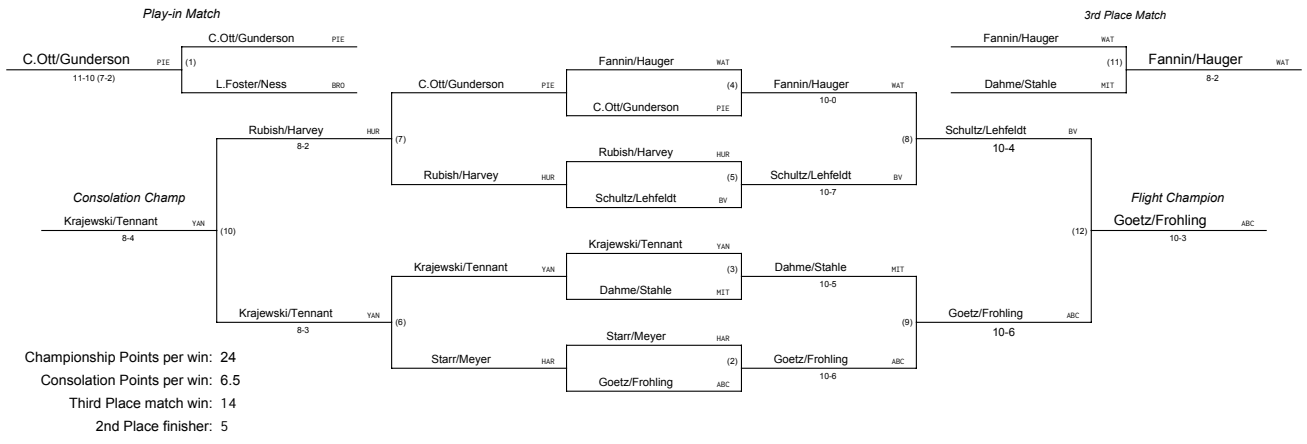
2019 Girls ESD Tournament

Flight 6 Singles



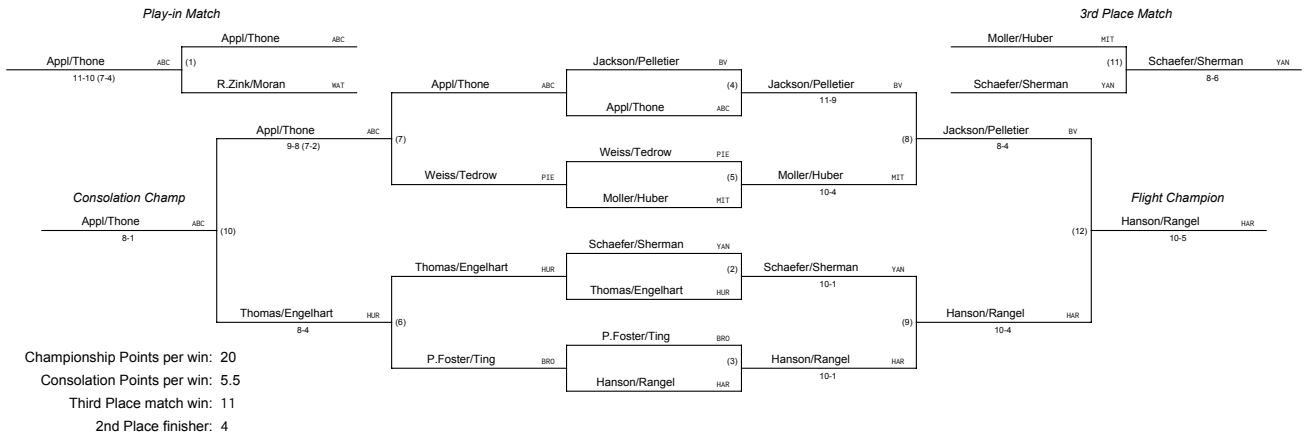
2019 Girls ESD Tournament

Flight 1 Doubles



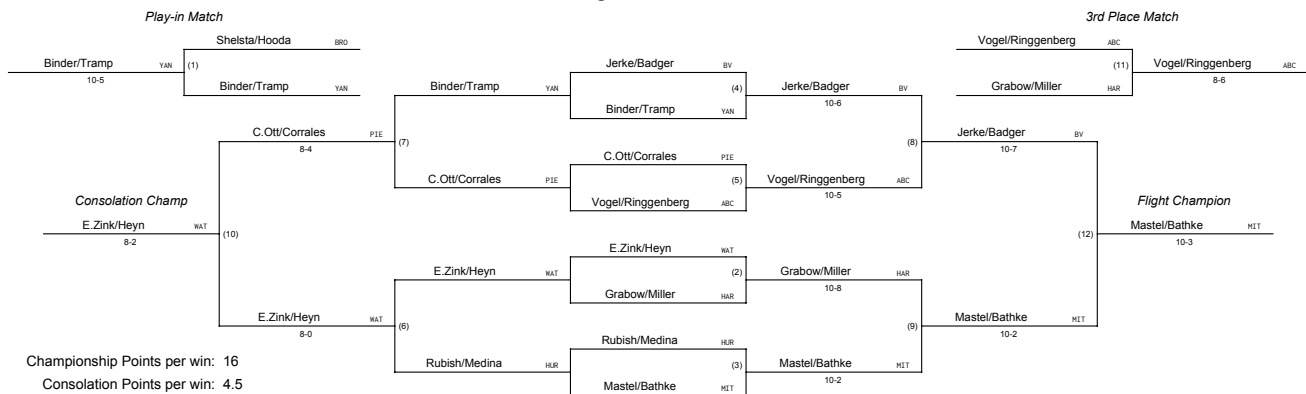
2019 Girls ESD Tournament

Flight 2 Doubles



2019 Girls ESD Tournament

Flight 3 Doubles



Championship Points per win: 16
 Consolation Points per win: 4.5
 Third Place match win: 9
 2nd Place finisher: 3

		ABC	BV	BRO	HAR	HUR	MIT	PIE	WAT	YAN								
		186.5	351.5	0	109	20	162	12.5	265.5	179.5	Match Point total			Point values				
F1	2	0	0	0	0	0	0	0	20	0	20	R1		Champ	3rd	Conso	2nd	
F1	3	0	0	0	0	0	0	0	0	20	20	R1	F1	20	11	5.5	4	
F1	4	0	20	0	0	0	0	0	0	0	20	R1	F2	18	10	5	3.5	
F1	5	0	0	0	20	0	0	0	0	0	20	R1	F3	16	9	4.5	3	
F1	6	5.5	0	0	0	0	0	0	0	0	5.5	Conso Semi	F4	14	8	4	2.5	
F1	7	0	0	0	0	0	5.5	0	0	0	5.5	Conso Semi	F5	12	7	3.5	2	
F1	8	0	20	0	0	0	0	0	0	0	20	Champ Semi	F6	10	6	3	1.5	
F1	9	0	0	0	0	0	0	0	20	0	20	Champ Semi	F1D	24	14	6.5	5	
F1	10	0	0	0	0	0	5.5	0	0	0	5.5	5th Place	F2D	20	11	5.5	4	
F1	11	0	0	0	0	0	0	0	0	11	11	3rd place	F3D	16	9	4.5	3	
F1	12	0	20	0	0	0	0	0	4	0	24	1st/2nd place						
F2	2	0	0	0	0	0	0	0	0	18	18	R1						
F2	3	0	18	0	0	0	0	0	0	0	18	R1						
F2	4	0	0	0	0	0	0	0	18	0	18	R1						
F2	5	0	0	0	0	0	18	0	0	0	18	R1						
F2	6	0	0	0	0	5	0	0	0	0	5	Conso Semi						
F2	7	5	0	0	0	0	0	0	0	0	5	Conso Semi						
F2	8	0	0	0	0	0	0	0	18	0	18	Champ Semi						
F2	9	0	0	0	0	0	0	0	0	18	18	Champ Semi						
F2	10	5	0	0	0	0	0	0	0	0	5	5th Place						
F2	11	0	10	0	0	0	0	0	0	0	10	3rd place						
F2	12	0	0	0	0	0	0	0	18	3.5	21.5	1st/2nd place						
F3	2	0	0	0	0	0	16	0	0	0	16	R1						
F3	3	0	0	0	0	0	0	0	16	0	16	R1						
F3	4	0	16	0	0	0	0	0	0	0	16	R1						
F3	5	0	0	0	0	0	0	0	0	16	16	R1						
F3	6	0	0	0	0	0	0	4.5	0	0	4.5	Conso Semi						
F3	7	0	0	0	4.5	0	0	0	0	0	4.5	Conso Semi						
F3	8	0	16	0	0	0	0	0	0	0	16	Champ Semi						
F3	9	0	0	0	0	0	0	0	16	0	16	Champ Semi						
F3	10	0	0	0	4.5	0	0	0	0	0	4.5	5th Place						
F3	11	0	0	0	0	0	0	0	0	9	9	3rd place						
F3	12	0	3	0	0	0	0	0	16	0	19	1st/2nd place						
F4	2	0	0	0	0	0	0	0	0	14	14	R1						
F4	3	0	0	0	0	0	0	0	14	0	14	R1						
F4	4	0	14	0	0	0	0	0	0	0	14	R1						
F4	5	14	0	0	0	0	0	0	0	0	14	R1						
F4	6	0	0	0	0	0	4	0	0	0	4	Conso Semi						
F4	7	0	0	0	4	0	0	0	0	0	4	Conso Semi						
F4	8	0	14	0	0	0	0	0	0	0	14	Champ Semi						
F4	9	0	0	0	0	0	0	0	14	0	14	Champ Semi						
F4	10	0	0	0	0	0	4	0	0	0	4	5th Place						
F4	11	0	0	0	0	0	0	0	0	8	8	3rd place						
F4	12	0	14	0	0	0	0	0	2.5	0	16.5	1st/2nd place						
F5	2	12	0	0	0	0	0	0	0	0	12	R1 Champ						
F5	3	0	12	0	0	0	0	0	0	0	12	R1 Champ						
F5	4	0	0	0	0	0	0	0	12	0	12	R1 Champ						
F5	5	0	0	0	0	0	0	0	0	12	12	R1 Champ						
F5	6	0	0	0	0	0	0	3.5	0	0	3.5	Conso Semi						
F5	7	0	0	0	0	0	3.5	0	0	0	3.5	Conso Semi						
F5	8	0	0	0	0	0	0	0	12	0	12	Champ Semi						
F5	9	0	12	0	0	0	0	0	0	0	12	Champ Semi						
F5	10	0	0	0	0	0	3.5	0	0	0	3.5	5th Place						
F5	11	7	0	0	0	0	0	0	0	0	7	3rd place						
F5	12	0	12	0	0	0	0	0	2	0	14	1st/2nd place						
F6	2	0	10	0	0	0	0	0	0	0	10	R1						
F6	3	0	0	0	0	0	0	0	10	0	10	R1						

F6	4	0	0	0	0	0	10	0	0	0	10	R1					
F6	5	10	0	0	0	0	0	0	0	0	10	R1					
F6	6	0	0	0	0	3	0	0	0	0	3	Conso Semi					
F6	7	0	0	0	0	0	0	0	0	3	3	Conso Semi					
F6	8	10	0	0	0	0	0	0	0	0	10	Champ Semi					
F6	9	0	10	0	0	0	0	0	0	0	10	Champ Semi					
F6	10	0	0	0	0	0	0	0	0	3	3	5th Place					
F6	11	0	0	0	0	0	0	0	6	0	6	3rd place					
F6	12	10	1.5	0	0	0	0	0	0	0	11.5	1st/2nd place					
F1D	2	24	0	0	0	0	0	0	0	0	24	R1					
F1D	3	0	0	0	0	0	24	0	0	0	24	R1					
F1D	4	0	0	0	0	0	0	0	24	0	24	R1					
F1D	5	0	24	0	0	0	0	0	0	0	24	R1					
F1D	6	0	0	0	0	0	0	0	0	6.5	6.5	Conso Semi					
F1D	7	0	0	0	0	6.5	0	0	0	0	6.5	Conso Semi					
F1D	8	0	24	0	0	0	0	0	0	0	24	Champ Semi					
F1D	9	24	0	0	0	0	0	0	0	0	24	Champ Semi					
F1D	10	0	0	0	0	0	0	0	0	6.5	6.5	5th Place					
F1D	11	0	0	0	0	0	0	0	14	0	14	3rd place					
F1D	12	24	5	0	0	0	0	0	0	0	29	1st/2nd place					
F2D	2	0	0	0	20	0	0	0	0	0	20	R1					
F2D	3	0	0	0	0	0	0	0	0	20	20	R1					
F2D	4	0	20	0	0	0	0	0	0	0	20	R1					
F2D	5	0	0	0	0	0	20	0	0	0	20	R1					
F2D	6	0	0	0	0	5.5	0	0	0	0	5.5	Conso Semi					
F2D	7	5.5	0	0	0	0	0	0	0	0	5.5	Conso Semi					
F2D	8	0	20	0	0	0	0	0	0	0	20	Champ Semi					
F2D	9	0	0	0	20	0	0	0	0	0	20	Champ Semi					
F2D	10	5.5	0	0	0	0	0	0	0	0	5.5	5th Place					
F2D	11	0	0	0	0	0	0	0	0	11	11	3rd place					
F2D	12	0	4	0	20	0	0	0	0	0	24	1st/2nd place					
F3D	2	0	0	0	0	0	16	0	0	0	16	R1					
F3D	3	0	0	0	16	0	0	0	0	0	16	R1					
F3D	4	0	16	0	0	0	0	0	0	0	16	R1					
F3D	5	16	0	0	0	0	0	0	0	0	16	R1					
F3D	6	0	0	0	0	0	0	0	4.5	0	4.5	Conso Semi					
F3D	7	0	0	0	0	0	0	4.5	0	0	4.5	Conso Semi					
F3D	8	0	16	0	0	0	0	0	0	0	16	Champ Semi					
F3D	9	0	0	0	0	0	16	0	0	0	16	Champ Semi					
F3D	10	0	0	0	0	0	0	0	4.5	0	4.5	5th Place					
F3D	11	9	0	0	0	0	0	0	0	0	9	3rd place					
F3D	12	0	0	0	0	0	16	0	0	0	16	1st/2nd place					