

MICHAEL T. CALLAGHAN  
CHIEF OF POLICE



459 SIDNEY ST.  
BELLEVILLE, ON  
K8P 3Z9

CHRIS BARRY  
DEPUTY CHIEF OF POLICE

P. 613 966 0882  
F. 613 966 2701

In Camera: NO

**Date:** Thursday, March 25<sup>th</sup>, 2021

Belleville Police Services Board

Chair Miller and members of the board;

**Subject:** Year End and Quarterly Crime Statistics

**Chief's recommendation:** That the board review and file for information.

**Information factors:**

The purpose of this document is to provide a quick overview of the year end and quarterly crime statistics. You will note that there have been some increases and decreases in specific areas, however the important stat to bare in mind is that there was a 14% decrease in total crimes for 2020.

Why this is so important is due to the fact that when we see a decrease in our violent crimes such as a 71% decrease in Homicides/Attempt murders and a 64% decrease in Robberies, it is evident that our focus in these areas is paying significant dividends.

It is also important to recognize that we have seen a 30% decrease in break and enters, which is such a breach of personal privacy to our community and has a long-lasting impact on the victims.

In the area of Assault calls for service we experienced a 12% decrease and in the numbers for Sexual Assault calls for service, it remained steady in 2020 and there was no increase in this area. This can be interpreted as both a good thing and a bad thing, as we would like to see a decrease in this area.

When we were looking specifically at mental health calls for service we noted that there was a 29% increase in 2020 vs. 2019. 2020 was a very difficult year for many experiencing the impact of COVID-19. When looking at this increase, the statistics for UCR (uniform crime reporting) numbers it is important to note that this only represents attempt or threat of suicide, and sudden death calls for

[Select Date]

service. Our numbers for calls for mental health related calls for service still represent approximately 43% of our overall calls for service.

We did see an increase in vehicle theft of 16% in 2020 vs. 2019 which means we need to do another media campaign on "lock it or lose it" which normally has a good impact on our vehicle theft numbers.

Overall, the vast majority of our crimes against persons and property did decrease by 14%, which is definitely progress in our goals to make Belleville the safest community in Ontario.

Please see the attached document from Rachel Golden our Crime Analyst.

A handwritten signature in black ink that reads "Mike T. Callaghan". The signature is written in a cursive, flowing style.

Mike T. Callaghan  
Chief of Police

## **Belleville Police Service**

### **2019/2020 Annual Overview**

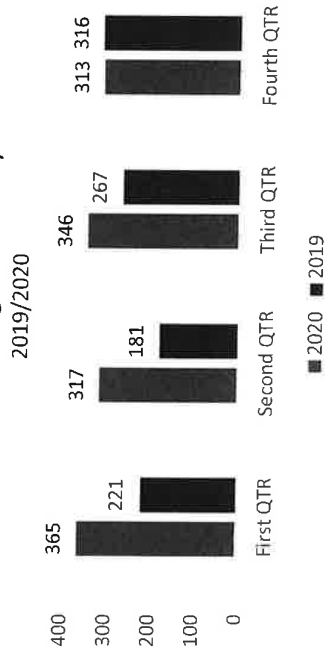
Quarterly reports for court services and crime statistics were compiled to create an overview of both 2019 and 2020, to compare yearly changes and also quarterly changes in court services and calls for service. In addition to the quarterly reports, included in this annual overview are statistics for Mental Health Act related calls for service. Both Mental Health Act UCRs were used in searches as well as data collected through Niche searches for anything related to Mental Health. It should be noted that in October 2020 a spreadsheet was created to track all calls for service that had an aspect of Mental Health within the call which shows a much larger number of calls being Mental Health related than UCRs show alone. Addictions are also a large part of the Mental Health issues and usually accompanied by homelessness, these statistics were also captured in the spreadsheet data but for the purposes of this report were filtered out.

### Court Services Yearly and Quarterly Comparison

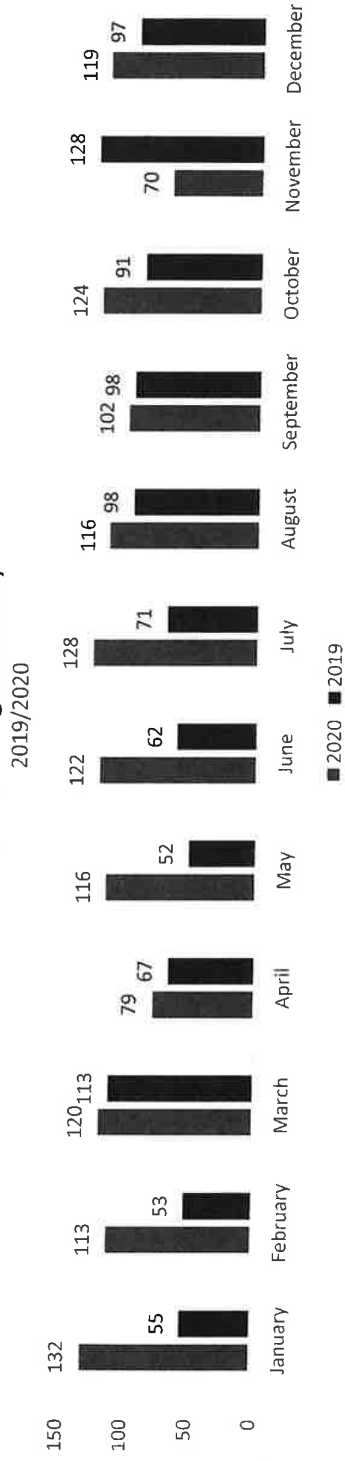
Mid-March of 2020 the Quinte Courthouse reduced hours and limited appearances in court due to the COVID-19 pandemic. As a result of the pandemic, minimal traffic was allowed entry into the building and most court services were done remotely when possible. This has created a significant drop in numbers for most court services, with the exception of bail hearings which increased 27% in 2020.

#### Bail Hearings

##### Bail Hearings Quarterly



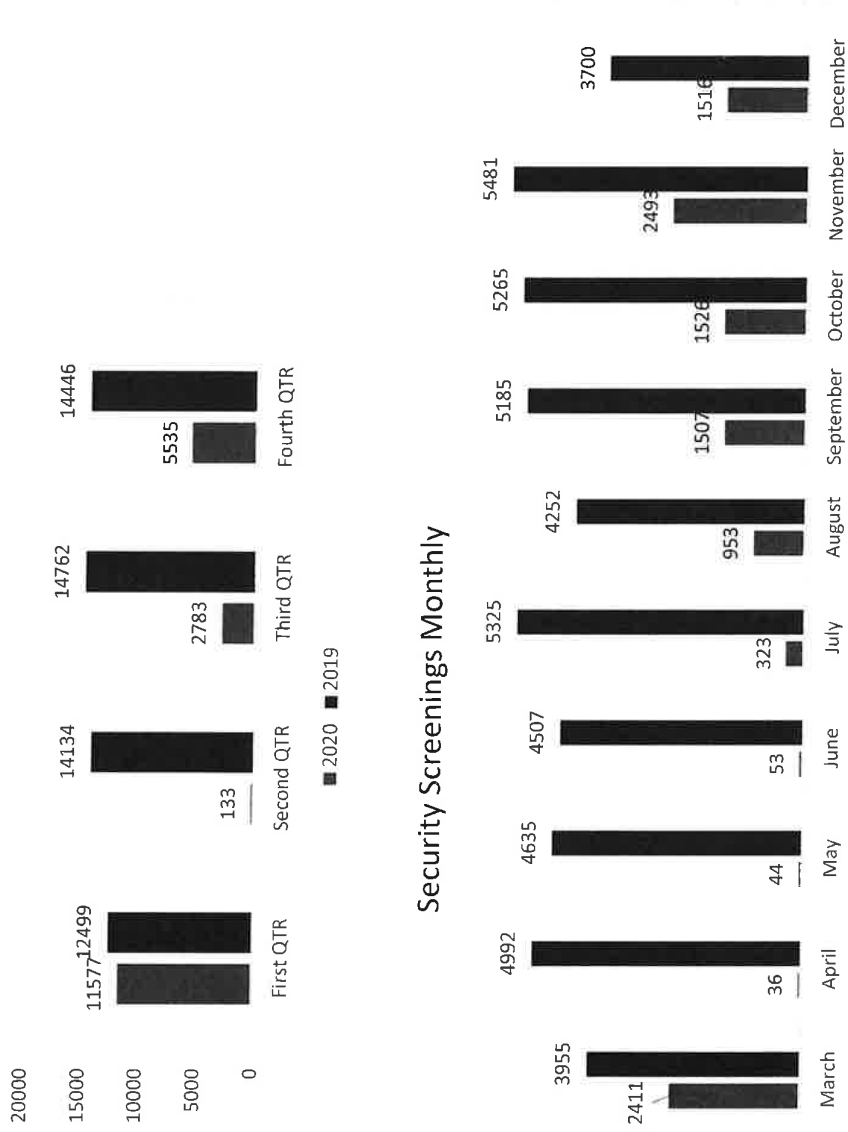
##### Bail Hearings Monthly



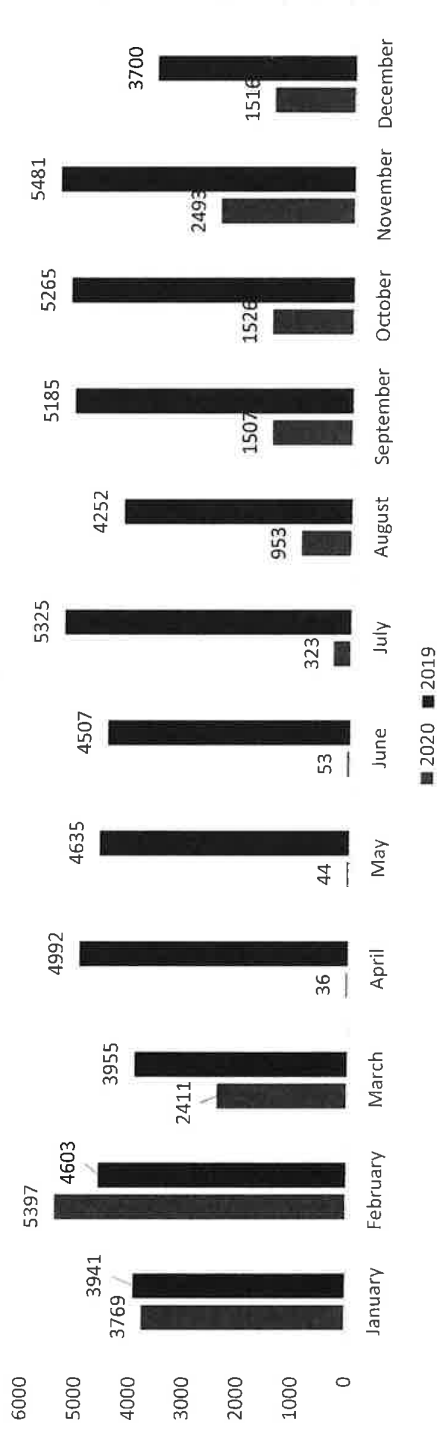
**\*27% increase in bail hearings from 2019 to 2020**

### Security Screenings

#### Security Screenings Quarterly 2019/2020



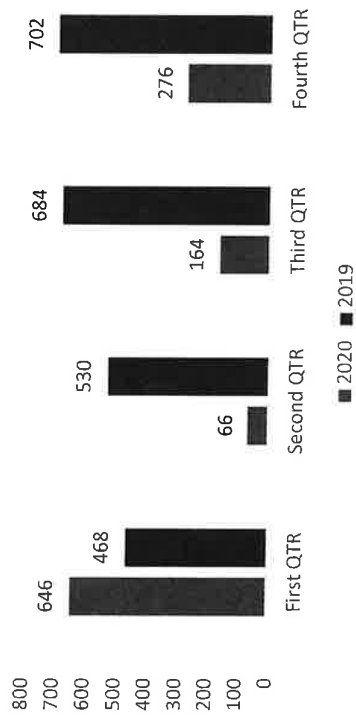
#### Security Screenings Monthly



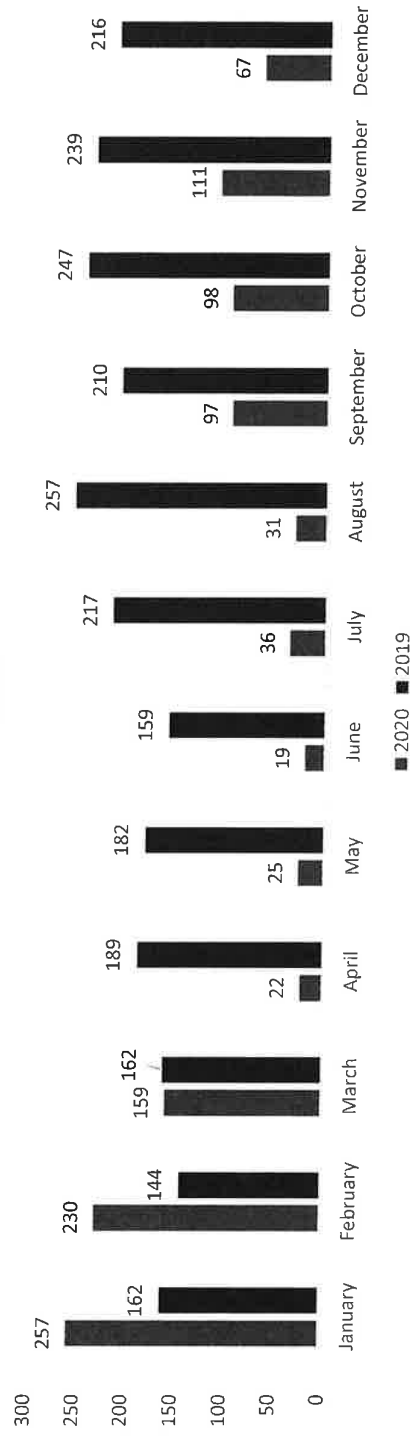
**\*64% decrease in security screening from 2019 to 2020**

### Prisoner Transports

Prisoner Transports Quarterly  
2019/2020



Prisoner Transports Monthly  
2019/2020

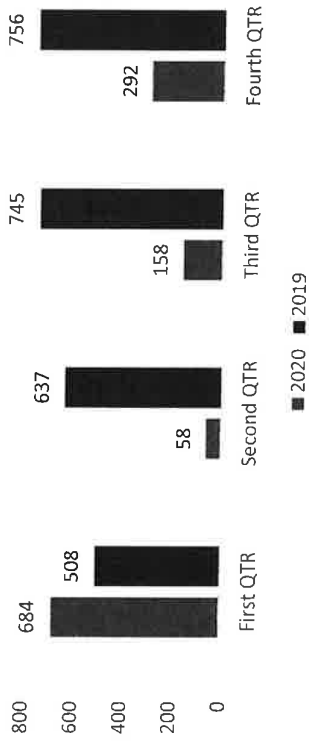


**\*52% decrease in prisoner transports from 2019 to 2020**

### Persons Arrested Day of or Previous Day

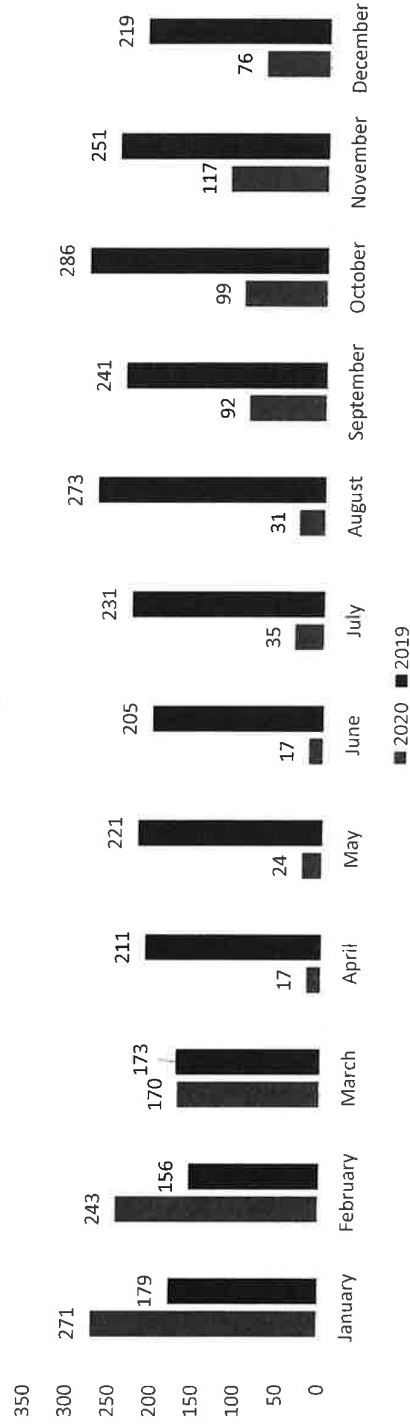
#### Persons Arrested Day of or Previous Day Quarterly

2019/2020



#### Persons Arrested Day of or Previous Day Monthly

2019/2020

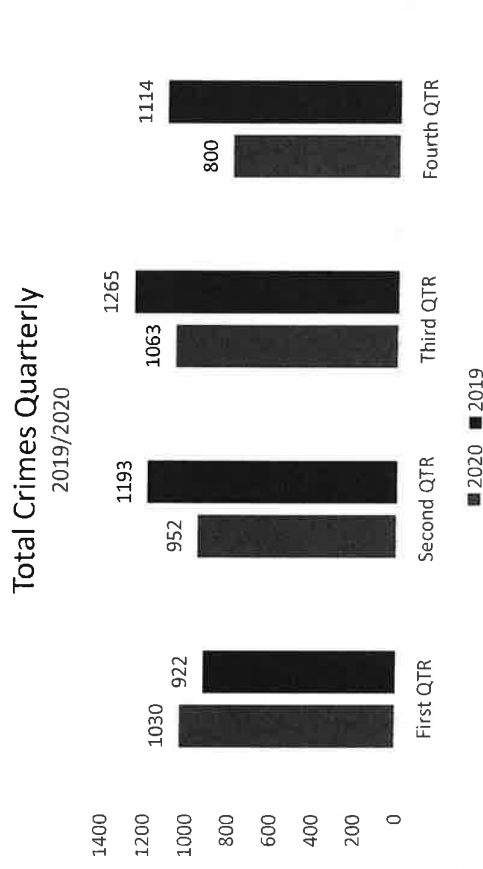


**\*55% decrease in persons arrested day of or previous day which is not captured in prisoner transport data from 2019 to 2020**

### Crime Statistics Yearly and Quarterly Comparison

Overall total crimes for 2020 are down by 14% from 2019. Mostly all the categories from the quarterly reports show a decrease in calls each quarter from year to year, utter threats and motor vehicle thefts had increases for three of the four quarters.

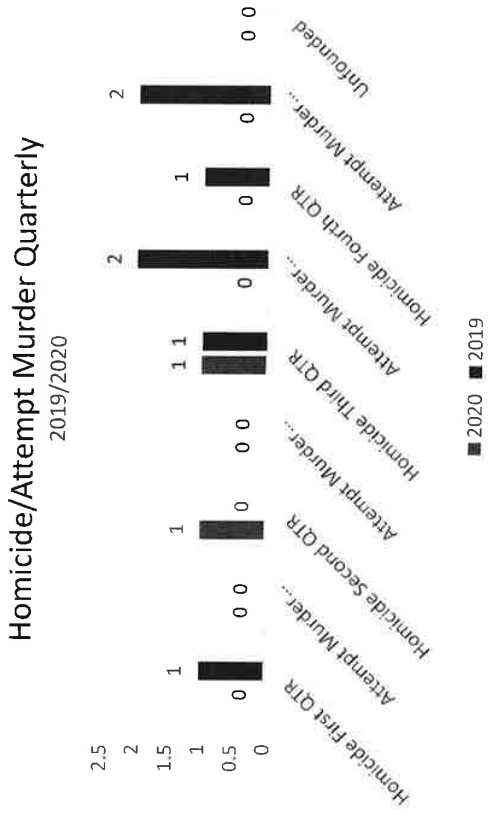
#### Total Crimes



\*14% decrease in total crimes from 2019 to 2020

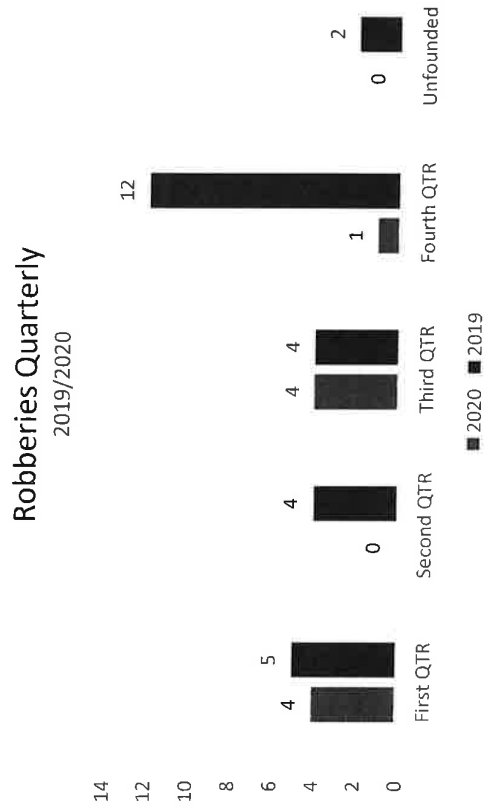


### Homicide/Attempt Murder



\*71% decrease in homicide and attempt murder calls for service from 2019 to 2020

### Robberies

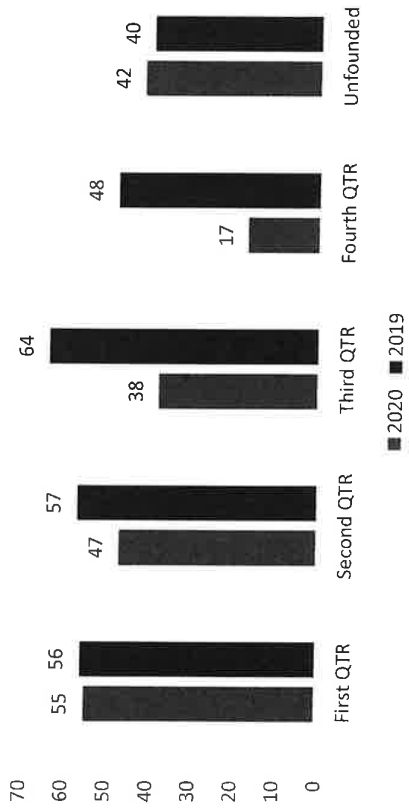


\*64% decrease in robbery calls for service from 2019 to 2020

### Break and Enter

#### Break and Enters Quarterly

2019/2020

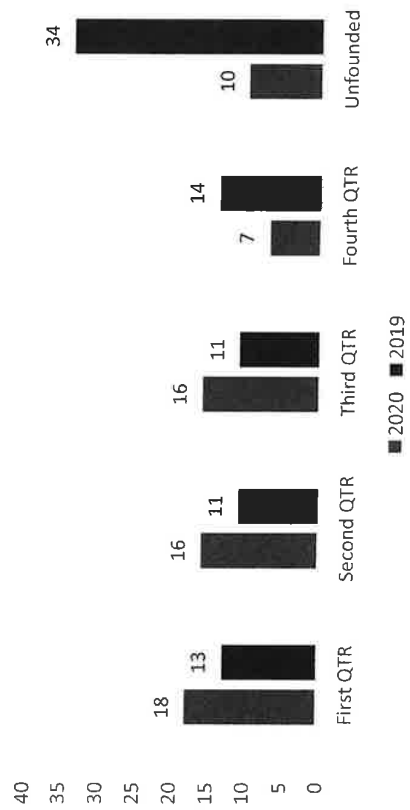


\*30% decrease in break and enter calls for service from 2019 to 2020

### Motor Vehicle Theft

#### Motor Vehicle Theft Quarterly

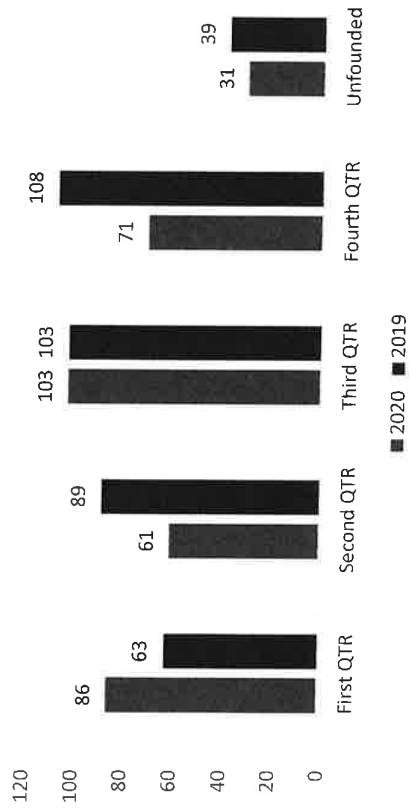
2019/2020



\*16% increase in motor vehicle theft calls for service from 2019 to 2020

### Assaults

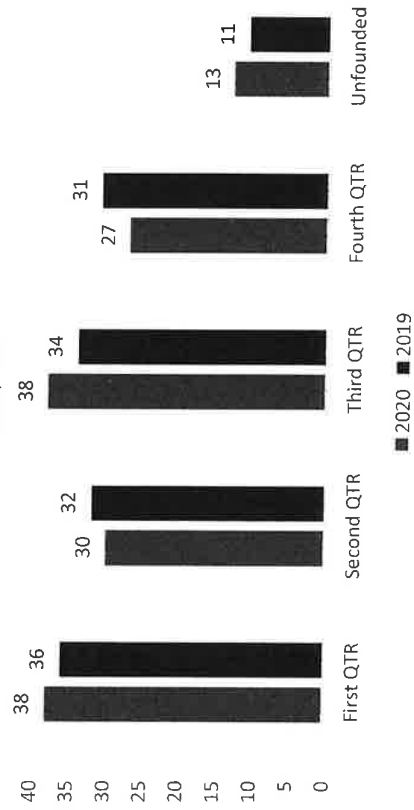
Assaults Quarterly  
2019/2020



\*12% decrease in assault calls for service from 2019 to 2020

### Sex Offences

Sex Offences Quarterly  
2019/2020

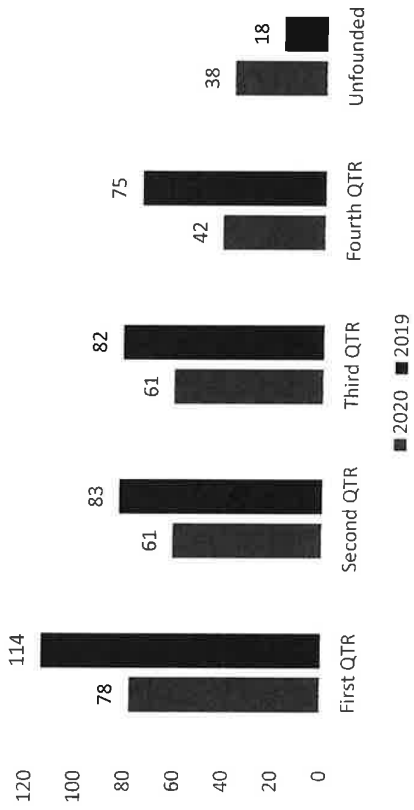


\*0% increase or decrease in sex offence calls for service from 2019 to 2020. Both annually totaling 133

## Frauds

### Frauds Quarterly

2019/2020




**\*32% decrease in fraud calls for service from 2019 to 2020**

## Drug Offences

### Drug Offences Quarterly

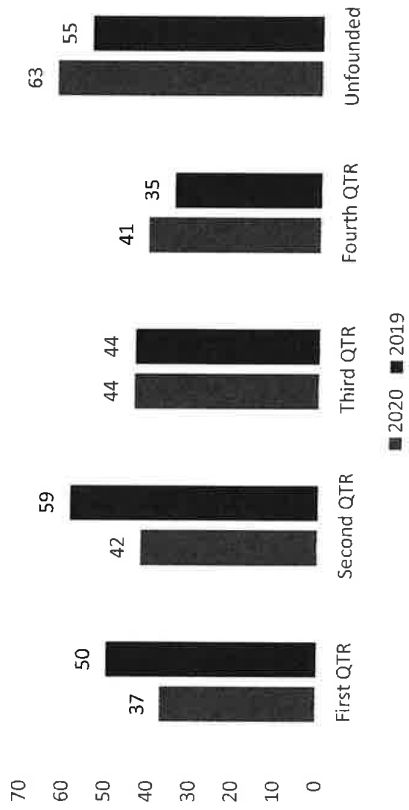
2019/2020



**\*7% increase in drug offences calls for service from 2019 to 2020**

### Criminal Harassment


Criminal Harassment Quarterly  
2019/2020



\*13% decrease in criminal harassment calls for service from 2019 to 2020

### Utter Threats

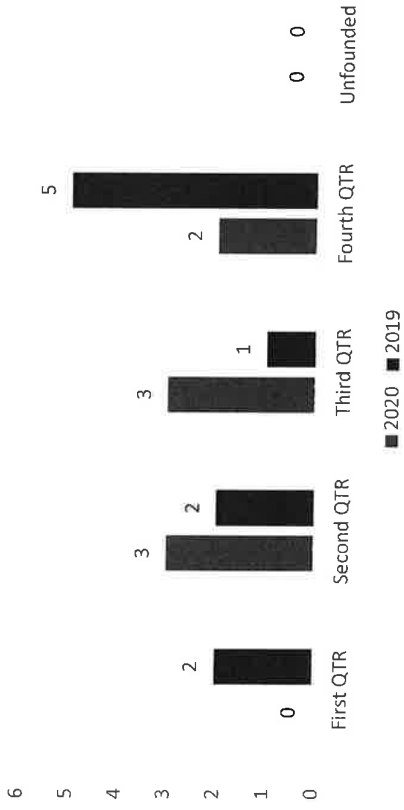
Utter Threats Quarterly  
2019/2020



\*2% decrease in utter threats calls for service from 2019 to 2020

### Arson

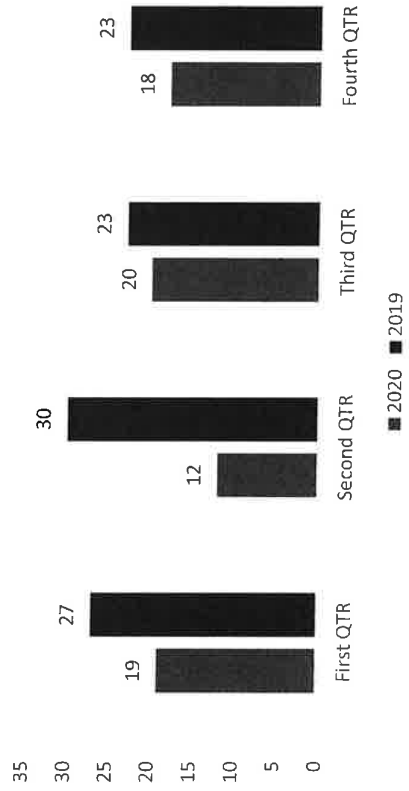
Arson Quarterly  
2019/2020



\*20% decrease in arson calls for service from 2019 to 2020

### ViCLAS Submissions

ViCLAS Quarterly  
2019/2020



\*33% decrease in ViCLAS submissions from 2019 to 2020


### Mental Health Calls for Service Yearly and Quarterly

Two searches were completed to display Mental Health Act related calls for service. The first search was only using the Mental Health Act UCR code in Niche. The second search was completed over time as a result of ongoing Addictions and Mental Health statistics gathering. In October 2020 an Excel spreadsheet was created to track all calls for service that had Mental Health aspects to them going forward. Calls for service may not be labelled Mental Health Act or Attempt or Threat of Suicide in the occurrence type but may still be related to Mental Health issues, an example of this would be an occurrence type of Suspicious Person and upon officer's arrival it is discovered that the complainant was experiencing paranoia and that the situation they believed to be occurring did not.

### Mental Health Act UCR only

Mental Health Act UCR Calls for Service

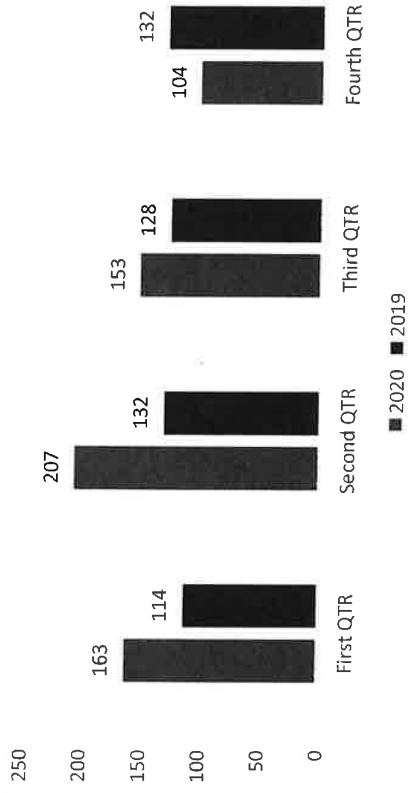
2019/2020



### Mental Health Related Calls for Service

#### Mental Health Calls for Service

2019/2020



\*Filtering CFS within the spreadsheet for only Mental Health Act, Attempt or Threat of Suicide and Sudden Death (suicide) there were 104 calls for service in the fourth quarter. However, there are over 200+ CFS that have underlying Mental Health aspects in the fourth quarter of 2020.